

Pool





Contents

- 1. Introduction 3
- 2. Applicability 3
- 3. Definitions 3
- 4. Document Authority..... 4
- 5. The Rules..... 4
 - 5.1 General Points 4
 - 5.2 Screenshots 5
 - 5.3 Game Rules 7
 - 5.3.1 Calling pockets 7
 - 5.3.2 Common fouls 7
 - 5.3.3 Game mechanics..... 8
 - 5.4 Commonly Asked Questions 9
- 6. Document Review11

1. Introduction

GreenHouse Mentoring is a community project of Stopsley Baptist Church, a company limited by guarantee, registered in England and Wales, Company Number - 7605036, Registered Charity Number - 1150563, Registered Office - Stopsley Baptist Church, St Thomas' Road, Luton, LU2 7XP

GreenHouse Mentoring (GHM) has been operating since 2002 following a successful pilot from 2000.

This document describes the games of Pool – playable on phones and tablets and other devices

2. Applicability

This document is intended for use by all GHM Sponsors, Management Committee, Staff, Volunteers, Mentees, Buddies, External Body.

3. Definitions

Within this document, the following definitions are understood:

Volunteers	any person currently volunteering with GHM with a signed Volunteer Agreement;
Service User or Mentee	any young person who has or is receiving service from GHM;
Staff	any member of the GHM Team with a formal written and signed contract;
Buddy	any person who agrees to assist a volunteer by ensuring that mentoring sessions are completed on time and safely
External Persons	any other person or organisation that has had or is having contact with GHM and does not fall into the above three categories.

4. Document Authority

This document is approved by the GreenHouse Mentoring Manager.

Written By	Version/ Date	Comments
Ian Pirks	12/06/2020	Initial Issue

5. The Rules

5.1 General Points

This game is available on iOS and android and also PC's. Download from the Apps Store (<https://apps.apple.com/gb/app/8-ball-pool/id543186831>) or Android Store or for the PC version (<https://www.miniclip.com/games/8-ball-pool-multiplayer/en/#privacy-settings>)

Whilst many games are free to play on the internet, they often allow the concept of building up coins or paying for items. This is the case with this game.

GHM will not recommend any game that cannot be played for free and does not encourage the purchasing of additional items via cash.

Speaking to one of our Mentors we asked:

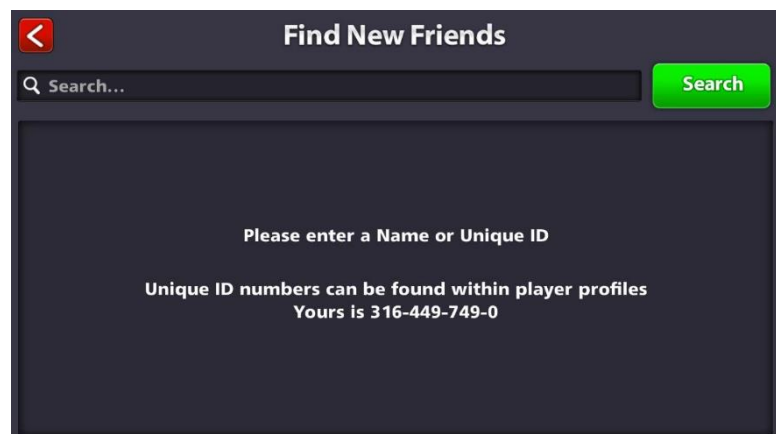
- Do you have to use Facebook sign in to play?
- How do you challenge someone?
- Do you have to pay money to progress?

They responded:

Hi Ian, I reactivated my FB account to play it as couldn't work a way to play otherwise. My FB is not connected to my Mentee's as he searches for me using a unique ID.

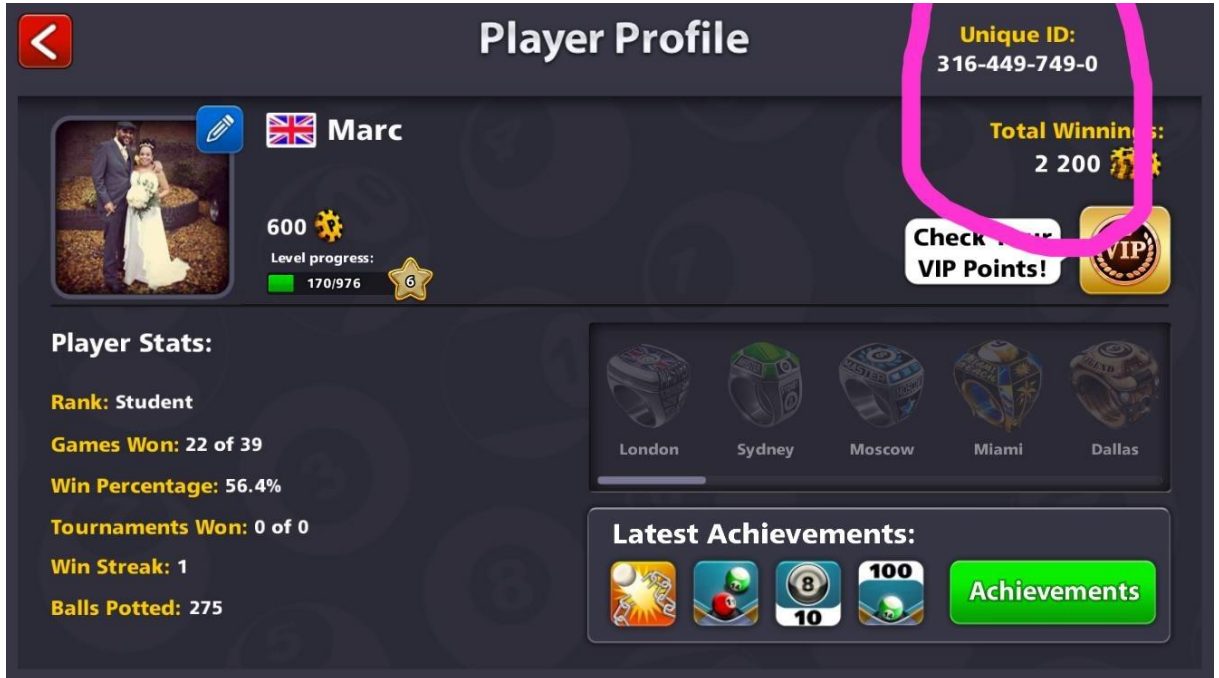
Enter ID number in here

Never had to pay to progress, you can play in one of the free games/rooms. We



always use 'London' and each time we play it shows the last player you played so we just keep hitting rematch each time.

NB. Your Player Profile contains your Unique ID Number.



5.2 Screenshots

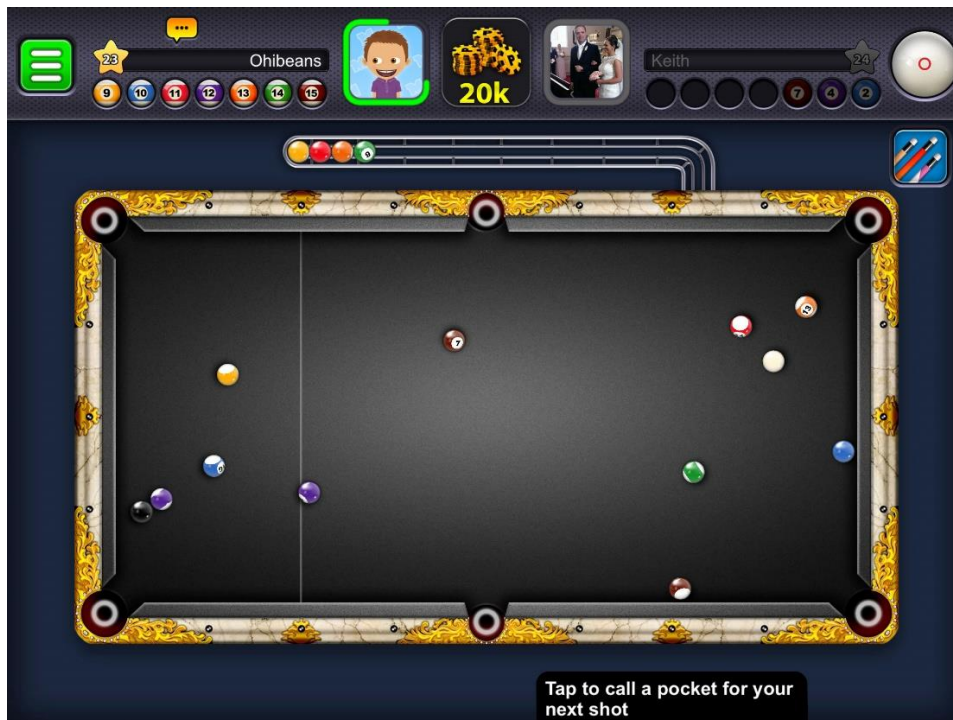




5.3 Game Rules

5.3.1 Calling pockets

To call a pocket all you need to do is click the pocket you want to pot the ball into. Some of the mid-ranked tables require you to call the pocket on the 8 Ball and the higher rank tables require you to call a pocket for every ball.



5.3.2 Common fouls

Fouls that will result in a ball in hand for the other player

Running out of time: you have a short amount of time to take your shot, so don't take too long or play passes to the other player. Your time gets a little shorter with every ball you pot in a game.

Cue ball not hitting your own balls: if the white doesn't make contact with one of your own balls before hitting your opponent's balls, or it misses altogether, this is a foul.

No ball hitting the rail: if neither the object ball nor the cue ball hit the rail around the edge of the table, this is a foul. This is designed to prevent negative play

Potting the 8 Ball: the following situations are fouls and result in the win being awarded to the other player:

- Potting the 8 Ball before all your object balls have been potted.
- Potting the cue ball and the 8 Ball on the same shot.

- Potting any coloured ball **before** the 8 Ball on the same shot.
- In a tier that requires calling pocket on the 8 Ball, potting the 8 Ball into an uncalled pocket.

5.3.3 Game mechanics

Breaking off

If you get to break off, you can move the cue ball anywhere in the space to the left of the white line.

If you pot one or more balls during your break you get another turn. However, the table will remain “open” so you can choose if you want pot the spots or stripes.

However, any spotted or striped balls potted during the break won’t count until you pot either pattern during your next turn.

If you pot the cue ball on your break, the opponent gets a ball in hand.

Having a ball in hand

You will be able to move the cue ball anywhere on the table. Hover the mouse over the cue ball and it will change to a hand symbol for you to pick the ball up.

On Mobile just swipe to drag the ball around the table.

Using spin

Spin can help you better position the cue ball after you’ve taken a shot, setting you up for your next one. You can also use it to snooker your opponent or stop you from potting the cue ball on your turn.

You can put spin on the ball by moving the red symbol on the cue ball with your mouse or using the arrow keys. That will cause the ball to spin in that direction after it’s hit a ball.

On Mobile, all you need to do is tap the cue ball in the top right of the screen and move the red circle to apply spin in that direction.



***PROTIP: MAGIC CUE** says “The key to being a great 8 Ball Pool player is positioning. Positioning of the cue ball is key and keeping a tight control on where that cue ball is at all times. Don’t smack the balls like your life depends on it. Use all of the time given to you and think about not just your first shot, but the very last shot you want to play.”*

Challenging/adding friends

You can challenge your Facebook friends if you've linked your Facebook and Miniclip accounts. Check our [knowledge base](#) to see how.

You can search for a user if you know their player name. **NOTE:** players will only show up in search if they are online.

You can search using user IDs (Mobile only).

You can add a player by clicking the "plus" sign on their profile picture.

How do I earn coins/cash for free

You can earn 25 coins every 30 mins on Web and 1 hour on Mobile. Tap on the Free Coins button to get the coins.

You can also watch short adverts to earn coins.

You earn 1 Pool Cash each time you level up.

Experience points, levels and ranks

For information on this, [check out this blog post](#).

PROTIP: Kunal908 says "The amount of power you use in your shot is always very important. If the ball is closer to the pocket, using a low power shot will be a better solution. Don't try for longer shots with lot of power, otherwise there's a higher chance the ball won't go in. Practicing will make you perfect in deciding how much power you need to use in a shot"

5.4 Commonly Asked Questions

My coins are going down, even when I win!

Sounds like you have Auto-Recharge turned on for the cues you are using.

Head to the cues menu and tap on any cue you own.

A menu will appear underneath showing a slider that enables or disables the Auto-Recharge. If you want to disable it, just slide it to red and it's done!

How do I use a photo as my profile picture?

Unfortunately, you cannot add a personal picture from your hard drive or photo album to your profile.

However, you can use one of your Facebook photos instead of your Yo-Me when you use the Facebook connect. In this case, your profile picture from the Facebook account becomes your Yo-Me picture.

Learn how to connect using your Facebook account [here](#) and how you can choose between your Facebook name and your username or your Facebook picture or Yo-Me, [here](#).

Using the Pool Shop

You can buy Pool cues, table frames, colours, patterns and chat phrases and Pool cash.

You can also buy Pool Coins and Cash.

Cues With Powers: cues have different statistics, and choosing the right one for you is important! [Read up more on cues HERE.](#)

How to turn chat phrases on/off, reorder phrases

Go into the settings menu, you can choose to ignore all chat phrases or not.

In the settings menu you can move your favourite chat phrases to the top of the list for easy selection during a match.

Can I practice alone?

If you're playing on Mobile you can practice for 25 coins.

There is no practice mode on Web but you can play our other pool game, [Quick Fire Pool](#).

I'm playing on PC, can I play my friend on Mobile?

Unfortunately not. You can only play against people using the same device e.g. both on PC or using iOS and Android devices. Note that you don't need to have the same device: an iPhone user can play an Android user, for example.

Will you release 8 Ball Pool on Windows Phone?

There are currently no plans to release 8 Ball Pool on Windows Phone.



6. Document Review

Next policy review due before: June 2023

Document last reviewed on: 12/06/2020

Approved by:

Sue Pirks
(GreenHouse Mentoring Manager)

Date

SBC Executive Director

Date